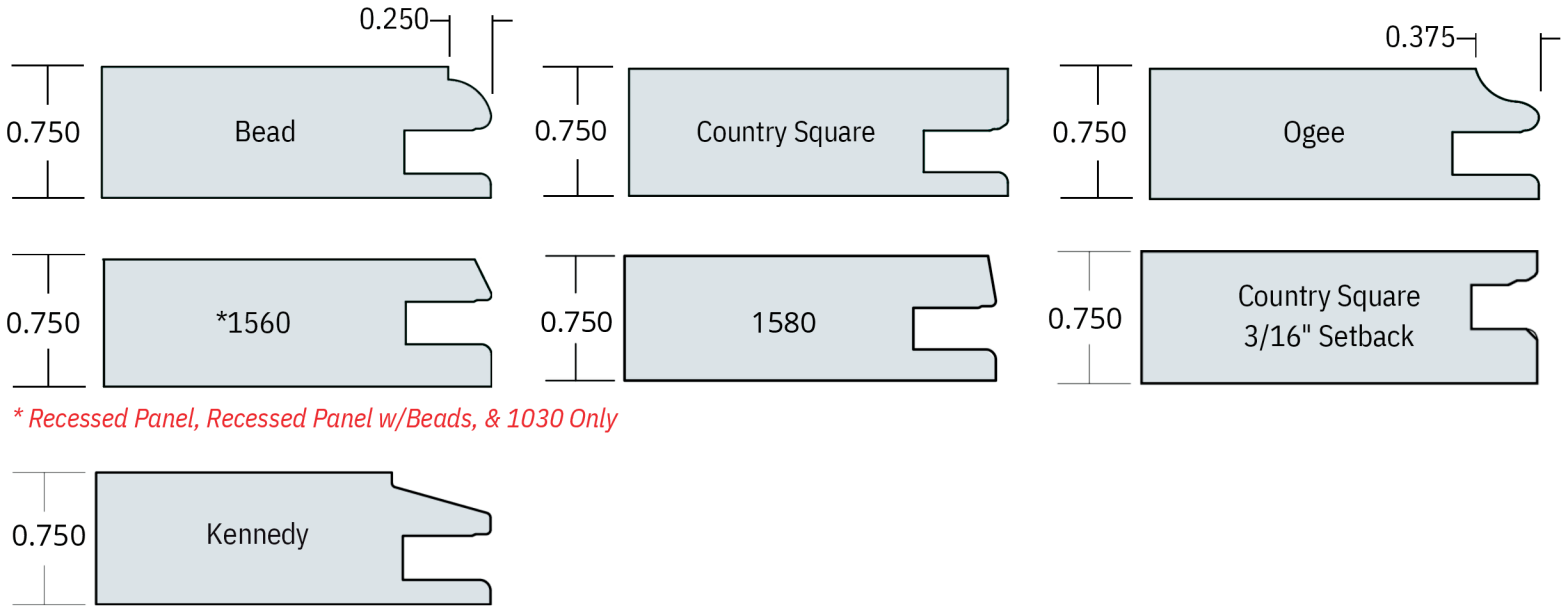
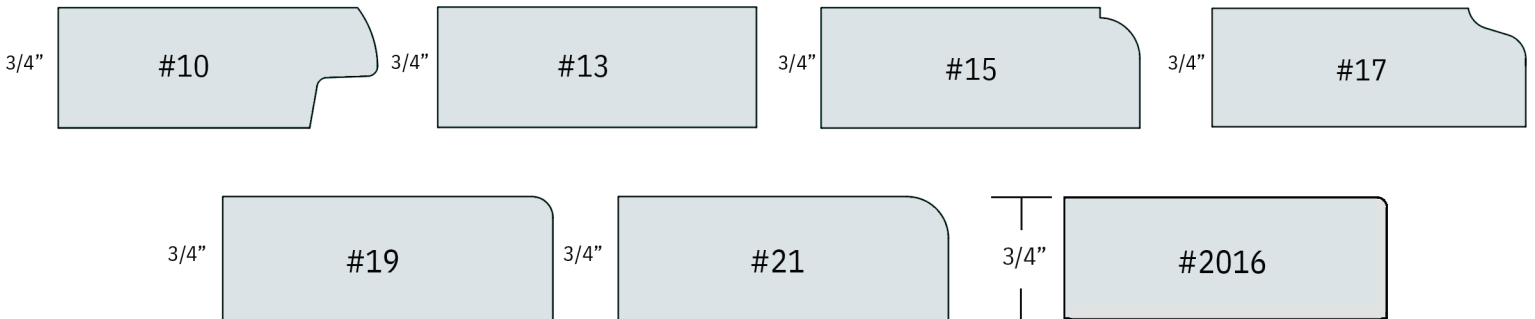


Inside Edges

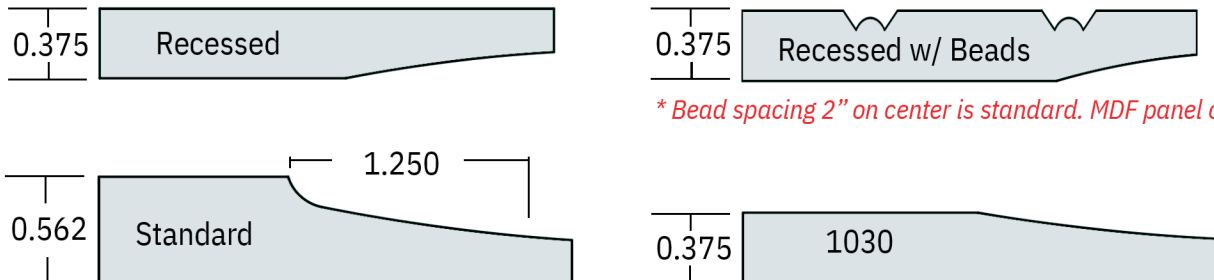


** Recessed Panel, Recessed Panel w/Beads, & 1030 Only*

Outside Edges



Panel Raises



** Bead spacing 2" on center is standard. MDF panel only.*

Available In:

Brown Soft Maple | Maple | Paint Maple/MDF Panel | Cherry
 Sap Cherry | Quarter Sawn White Oak | Red Oak

Semi-Custom Doors



MULLWOODS

Available in: Brown Soft Maple, Cherry, Sap Cherry, Paint Maple / MDF Panel, Quarter Sawn White Oak, & Red Oak

**See 5 PC MDF literature for 5 PC MDF Options*

Door Construction

- 1/2" cope. All door joints are pinned and puttied
- All panels are color matched
- Mullions not an option
- Plywood panel also available in Brown Soft Maple, Cherry, Sap Cherry and Red Oak

Framing Options on Square Doors

Cross Rail: 1.5", 2.25", 2.5", 3"

- Cross rails must be the same width on each door

Center Rail: 2.25", 2.5", 3"

- Center rails must be the same width on each door
- Max width and length: 43.5" x 84" for square doors

Stiles: 1.5", 2.25", 2.5", 2.5", 3"

- Stiles must be the same width on each door

Arch or Cathedral Door: 2.25" AA

- Max width and length: 22.5" x 84" for arch and cathedral doors

Tolerances

- Sizing tolerance +/- 1/32"
- Warp tolerance - up to 1/8" under 48"

Door Finish Sanding Process

- Panels hand sanded prior to assembly
- At assembly all doors are pinned and nail holes are puttied
- All edges, face and back hand sanded
- Followed by a machine pass through a four head sander, orbital cross grain sander, and a flap wheel denibbing sander
- Finishing @ 180 grit

Priming

- Our primers are post catalyzed acid cure systems. These are compatible with many high-quality topcoats.
- Prior to priming, the wood/MDF is prepared to accept coating materials such as putty. The wood/MDF is then sanded to remove any putty and provide a smooth uniform coating to it so it will accept the next primer or paint properly.

Our priming process consists of:

- 2 coats of primer on the face and one coat on the back. All coatings are applied with a Makor - Q-One Robotic Sprayer & Flatline Oven System.
- The primer is applied at 3.5-4.0 wet mills.
 - The wood/MDF is scuffed between coats with:
 - 320 Mirka Abranet - screen is used for sanding flat surfaces
 - 320 3M sponge is used for sanding profiled edges
 - There is no sanding to the back side after the primer is applied or to the face after the second coat of primer.

ALL DOORS THAT EXCEED 48" in length be made into a multiple panel product. You must specify on all multiple panel doors how many panels that you want. We will not assume how many panels that you may want based on door size.

We will not warrant any door or end panel over 48" long, regardless of the number of panels.

Doors must be ordered by "exact size" and not opening size. We do not figure door sizes off opening dimensions.